







Foundation Course, August 2019, Christian Medical College, Vellore

Week 1		August 1 Thursday	August 2 Friday	August 3 Saturday
8:00-9:00 AM		Welcome, Introduction to the Course, Documents, Rules and Regulations of the Institute	Prayer, Introduction	Introduction to the Work Camp
9:00-10:00 AM			Introduction to CMC	
10:00-11:00 AM			Education in the Institution	Introduction to Vellore City, Trip to the City, Visit to the Vellore Fort
11:00-12:00 PM		Introduction to the Hostels, Hostel Rules	Ice Breaking, Group Sports Activity	
12:00-1:00 PM		Lunch	Lunch	
1:00-2:00 PM				
2:00-3:00 PM		Introduction to Hostels	Learning the College Song	Sports and Extracurricular Activities
3:00-4:00 PM		Meet the Faculty, and Seniors, and Parents (3:00-6:00 pm)	Introduction to the E-learning portal, Student App	
4:00-5:00 PM				

	Orientation		Professional development and ethics		skills
	Field visit, community visit		Computer/ language		Sports/ extracurricular







Foundation Course, August 2019, Christian Medical College, Vellore

Week 2	August 5 Monday	August 6 Tuesday	August 7 Wednesday	August 8 Thursday	August 9 Friday	Aug 3 Saturday				
8:00-9:00 AM	Group Activity: Work Camp, Team Building	Walk Through Campus	Group Activity: Work Camp, Team Building	History of the Institution	Health Care Scenario in India	Research Skills, and research in the institution				
9:00-10:00 AM		Group Activity: Work Camp, Team Building		Introduction to Networked Hospitals	Group Discussions		Support Systems in the Institution			
10:00-11:00 AM						Keeping the Campus Clean		Adjusting to a new Environment	Communications Workshop	
11:00-12:00 PM										Lunch
12:00-1:00 PM						Reflection on Team Building activity	Interaction with Senior Faculty	Skills: First Aid	AETCOM Module Sociology: Selective Perception	
1:00-2:00 PM	Interaction with Senior Faculty	Fundamentals of Communication	Orientation to the Alumni, interaction with Institutional Alumni							
2:00-3:00 PM				Interaction with Senior Faculty	Fundamentals of Communication	Orientation to the Alumni, interaction with Institutional Alumni				
3:00-4:00 PM	Interaction with Senior Faculty	Fundamentals of Communication	Orientation to the Alumni, interaction with Institutional Alumni							
4:00-5:00 PM				Interaction with Senior Faculty	Fundamentals of Communication	Orientation to the Alumni, interaction with Institutional Alumni				

Orientation	Professional development and ethics	skills
Field visit, community visit	Computer/ language	Sports/ extracurricular







Foundation Course, August 2019, Christian Medical College, Vellore

Week 3	August 12 Monday	August 13 Tuesday	August 14 Wednesday	August 15 Thursday	August 16 Friday	August 17 Saturday
8:00-9:00 AM	Clinical visit: Listening to the Patient	Clinical visit: Speaking to the Patient	Clinical Visit: Practical aspects of being a good doctor: Learning from Senior Clinicians	Independence Day Flag Hoisting	Community Visit	Week 4 feedback
9:00-10:00 AM						Sociology Session
10:00-11:00 AM						Session with the Student Counsellor : Stress Management
11:00-12:00 PM						Learning to Learn: Student Perspective
12:00-1:00 PM	Lunch	Lunch	Lunch			Lunch
1:00-2:00 PM	Ethics Workshop	Library Orientation, Use of Clickers for feedback, Using the E-learning portal, Student Information System Data	Time Management and Goal Setting			Sports and Extracurricular Activities
2:00-3:00 PM						
3:00-4:00 PM						
4:00-5:00 PM						

	Orientation		Professional development and ethics		skills
	Field visit, community visit		Computer/ language		Sports/ extracurricular







Foundation Course, August 2019, Christian Medical College, Vellore

Week 4	August 19 Monday	August 20 Tuesday	August 21 Wednesday	August 22 Thursday	August 23 Friday	August 24 Saturday
8:00-9:00 AM	Waste Management: Waste Segregation	Sociology: Social Justice	Orientation to the Anatomy Department	Ethics Workshop	Developing Computer Skills: Individual and Group Activity	Developing Computer Skills: Individual and Group Activity
9:00-10:00 AM	Skills of Scientific Writing and Plagiarism		Orientation to the Physiology Department			
10:00-11:00 AM	Presentation Skills	Orientation to the Curriculum	Orientation to the Biochemistry Department	Reflective writing		
11:00-12:00 PM						
12:00-1:00 PM	Lunch	Lunch	Lunch	Lunch	Lunch	Lunch
1:00-2:00 PM	Lunch	Lunch	Lunch	Lunch	Lunch	Lunch
2:00-3:00 PM	Skills of efficient Learning	Ethics workshop	Skills: Basic Life Support	Movie: The doctor Patient relationship	Presentation Skills	Sports and Extracurricular Activities
3:00-4:00 PM	Mentorship, interaction with Mentors					
4:00-5:00 PM					Week 4 feedback	

	Orientation		Professional development and ethics		skills
	Field visit, community visit		Computer/ language		Sports/ extracurricular

Foundation Course, August 2019, Christian Medical College, Vellore

Week 5	August 26 Monday	August 27 Tuesday	August 28 Wednesday	August 29 Thursday	August 30 Friday	August 31 Saturday
8:00-9:00 AM	Introduction to Anatomy	Learning Skills: Biochemistry	Learning Skills Physiology	Student Research Activities and Seminars	Student Research Activities and Seminars	Student Quiz
9:00-10:00 AM	Introduction to Physiology	Learning Skills: Physiology	Learning Skills: Biochemistry			
10:00-11:00 AM	Skills: Anatomy Dissection, Respect the Cadaver	Anatomy Dissection Skills	Learning to Learn: Learning from the Cadaver			
11:00-12:00 PM						
12:00-1:00 PM	Lunch	Lunch	Lunch	Lunch	Lunch	
1:00-2:00 PM						
2:00-3:00 PM	Skills: Introduction to the Histology Lab, Handling the Microscope	Skills: Introduction to the Physiology Lab.	Skills: Introduction to Biochemistry laboratory, Handling equipment and chemicals	Student Research Seminars	Student Research Activities and Seminars	Sports and Extracurricular Activities
3:00-4:00 PM			Feedback Week 5			
4:00-5:00 PM						

	Orientation		Professional development and ethics		skills
	Field visit, community visit		Computer/ language		Sports/ extracurricular

Competency Based Curriculum, UG Timetable, 2019-2020, Christian Medical College, Vellore

Week	Month	Anatomy	Physiology	Biochemistry
Week 1	Aug	Foundation Course		
Week 2	Aug			
Week 3	Aug			
Week 4	Aug			
Week 5	Sep	Theory : General Anatomy Histology Practicals Epithelium	Theory General physiology and body fluids Practical Microscope Collection of blood	Theory: Cell and subcellular organelles
Week 6	Sep	Theory: Gross Anatomy: Breast Histology: Connective Tissue Embryology: Cell division and gametogenesis Dissection : Upper limb Introduction to the Pectoral Region The Axilla Histology Practicals Connective Tissue	Theory Blood and body fluids Red blood cells Practical Hemocytometer osmotic fragility	Theory: Overview of biomolecules Structure-function relationships of proteins
Week 7	Sep	Theory Gross Anatomy: Shoulder Joint, girdle and its movements Histology: Histology of Cartilage Dissection: Upper limb The Back The Free upper limb The Shoulder region and shoulder joint AETCOM MODULE	Theory White blood cells Practical Erythrocyte count Hemoglobin estimation AETCOM MODULE	Theory: Biomedical importance of enzymes Clinical lecture: Relevance of enzymes in medicine Case-based discussion on diagnostic and therapeutic uses of enzymes (self-directed learning) Practical: Estimation of clinically relevant enzymes (demonstration) AETCOM Module

Teaching Learning Methods: Anatomy: Theory: Didactic Lectures, Dissection: Small Group Teaching, Self-Directed Learning, Demonstrations, Group Discussions, Histology Practicals: Small Group Teaching, Demonstrations, Assessments: Theory Examinations, Viva Voce, Spotters

Teaching Learning Methods: Physiology Theory: Didactic Lectures Practicals: Small Group Teaching, Tutorials, Demonstrations Chart and case discussions, Assessments: Theory Examinations, Viva Voce, OSPE, Practical Demonstration.

Teaching Learning Methods: Biochemistry: Theory: Didactic lectures, small group teaching, tutorials, case-based discussions. Practicals: Estimations of biochemical analytes, laboratory tests and demonstrations. Assessments: Theory examinations, viva voce, practical examinations

Competency Based Curriculum, UG Timetable, 2019-2020, Christian Medical College, Vellore

Week	Month	Anatomy	Physiology	Biochemistry
Week 8	Sep	<p>Theory Embryology: Ovarian and Menstrual cycle Osteology: Radius, Ulna Osteology: Articulated Hand Dissection: Upper limb The Arm The Cubital Fossa the Front of Forearm and the Palm of hand Histology Practicals Cartilage Ultrasonography of upper limb - taken by Anatomy faculty</p>	<p>Theory Hemostasis Practical Total leucocyte count Packed cell volume Guest Lecture : Anemia, Hemostatic abnormalities (ECE) Formative Assessment</p>	<p>Theory: Importance of carbohydrates in health and disease Formative Assessment 1</p>
Week 9	Oct	<p>Theory Embryology: First and Second weeks of development Histology: Histology of Bone Gross Anatomy: Palmar aponeurosis, fibrous flexor sheaths, palmar spaces Dissection: Upper limb The front of forearm and the palm Back of Forearm and dorsum of hand Histology Practicals Bone</p>	<p>Theory Cell signaling and membrane potentials Practical Eosinophil count Erythrocyte sedimentation rate Assessment: Blood and body fluids</p>	<p>Theory: Importance of carbohydrates in health and disease Practicals: Laboratory tests on carbohydrates of relevance in health and disease</p>

Teaching Learning Methods: Anatomy: Theory: Didactic Lectures, Dissection: Small Group Teaching, Self-Directed Learning, Demonstrations, Group Discussions, Histology Practicals: Small Group Teaching, Demonstrations, Assessments: Theory Examinations, Viva Voce, Spotters

Teaching Learning Methods: Physiology Theory: Didactic Lectures Practicals: Small Group Teaching, Tutorials, Demonstrations Chart and case discussions, Assessments: Theory Examinations, Viva Voce, OSPE, Practical Demonstration.

Teaching Learning Methods: Biochemistry: Theory: Didactic lectures, small group teaching, tutorials, case-based discussions. Practicals: Estimations of biochemical analytes, laboratory tests and demonstrations. Assessments: Theory examinations, viva voce, practical examinations

Competency Based Curriculum, UG Timetable, 2019-2020, Christian Medical College, Vellore

Week	Month	Anatomy	Physiology	Biochemistry
Week 10	Oct	<p>Theory Gross Anatomy: nerve injuries, Quiz, Histology of Vascular System</p> <p>Dissection: Upper limb Joints of the Upper limb</p> <p>Clinical Demonstration of Claw Hand Cross Sectional Anatomy/ Ultrasound (ECE) revision</p> <p>Histology Practicals Vascular System</p>	<p>Theory Muscle</p> <p>Practical Differential leucocyte count Blood grouping</p> <p>Assessment: General physiology, cell signaling and membrane potentials</p>	<p>Theory: Importance of carbohydrates in health and disease</p> <p>Practicals: Laboratory tests on carbohydrates of relevance in health and disease</p>
Week 11	Oct	<p>Theory Histology: Muscle</p> <p>Dissection: Upper limb</p> <p>Assessment: (Formative and Summative) Upper Limb, soft part discussion, spotters, Theory examination, Osteology</p> <p>Histology Practicals Muscle</p>	<p>Theory Muscle &ANS</p> <p>Practical Differential leucocyte count revision Bleeding time</p>	<p>Theory: Clinical lecture: Diabetes mellitus Case-based discussions on disorders of carbohydrate metabolism (self-directed learning)</p> <p>ATP synthesis</p> <p>Practicals: Estimation of plasma glucose (including use of a colorimeter)</p> <p>Formative Assessment 2:</p>
Week 12	Oct	<p>Theory Lower limb Gross anatomy Femoral sheath, femoral hernia, Inguinal lymph nodes Embryology Embryonic period Histology Glandular tissue Lymphoid tissue</p> <p>Dissection : Lower limb Introduction and Front of thigh Medial side of thigh Gluteal region Back of thigh, Popliteal fossa</p> <p>Histology Practicals Glandular tissue</p>	<p>Theory (lectures) Cardiovascular system</p> <p>Practical Clotting time Specific gravity Erythrocyte indices</p> <p>Assessment: Muscle and ANS Theory examination</p>	<p>Theory: Importance of lipids in health and disease</p> <p>Practicals: Demonstration of estimations of lipid profile</p>

Teaching Learning Methods: Anatomy: Theory: Didactic Lectures, Dissection: Small Group Teaching, Self-Directed Learning, Demonstrations, Group Discussions, Histology Practicals: Small Group Teaching, Demonstrations, Assessments: Theory Examinations, Viva Voce, Spotters

Teaching Learning Methods: Physiology Theory: Didactic Lectures Practicals: Small Group Teaching, Tutorials, Demonstrations Chart and case discussions, Assessments: Theory Examinations, Viva Voce, OSPE, Practical Demonstration.

Teaching Learning Methods: Biochemistry: Theory: Didactic lectures, small group teaching, tutorials, case-based discussions. Practicals: Estimations of biochemical analytes, laboratory tests and demonstrations. Assessments: Theory examinations, viva voce, practical examinations

Competency Based Curriculum, UG Timetable, 2019-2020, Christian Medical College, Vellore

Week	Month	Anatomy	Physiology	Biochemistry
Week 13	Nov	<p>Theory Gross Anatomy Hip joint Embryology Placenta Fetal Period, Teratology, Pre-natal diagnosis, Twinning</p> <p>Histology Skin and appendages</p> <p>Dissection: Hip joint Front of Leg and Dorsum of foot Lateral and Medial side of leg Histology practicals Lymphoid tissue</p> <p>Clinical visit to vascular surgery department (ECE)</p>	<p>Theory Cardiovascular system</p> <p>Practical Blood practical revision Chart discussion (Self directed learning /ECE)</p> <p>Formative Assessment</p>	<p>Theory: Importance of lipids in health and disease</p> <p>Clinical lecture: Dyslipidemia Case-based discussions on disorders of lipid metabolism (self-directed learning)</p> <p>Practicals: Demonstration of estimations of lipid profile</p>
Week 14	Nov	<p>Theory Gross Anatomy Venous Drainage of Lower limb Ethics Embryology Limb Development, skeletal, muscular and Integumentary system</p> <p>Dissection : Back of leg</p> <p>Ultrasound and Cross-sectional Anatomy (ECE)</p> <p>Histology Practical Skin and it's appendages</p>	<p>Theory (lectures) Cardiovascular system</p> <p>Practical Chart discussion (Self directed learning/ECE)</p> <p>Assessment: Blood practical examination</p>	<p>Theory: Importance of proteins in health and disease</p> <p>Practicals: Estimations of serum urea</p>

Teaching Learning Methods: Anatomy: Theory: Didactic Lectures, Dissection: Small Group Teaching, Self-Directed Learning, Demonstrations, Group Discussions, Histology Practical: Small Group Teaching, Demonstrations, Assessments: Theory Examinations, Viva Voce, Spotters

Teaching Learning Methods: Physiology Theory: Didactic Lectures Practical: Small Group Teaching, Tutorials, Demonstrations Chart and case discussions, Assessments: Theory Examinations, Viva Voce, OSPE, Practical Demonstration.

Teaching Learning Methods: Biochemistry: Theory: Didactic lectures, small group teaching, tutorials, case-based discussions. Practical: Estimations of biochemical analytes, laboratory tests and demonstrations. Assessments: Theory examinations, viva voce, practical examinations

Competency Based Curriculum, UG Timetable, 2019-2020, Christian Medical College, Vellore

Week	Month	Anatomy	Physiology	Biochemistry
Week 15	Nov	<p>Theory Gross anatomy Knee joint Arches of Foot Ethics Dissection: Sole of foot Ankle joint and Other joints of foot Assessment : (formative and Summative) Lower limb Theory and Practicals</p>	<p>Theory Cardiovascular system Special circulation Practical AETCOM MODULE : Communication skills General examination</p>	<p>Theory: Importance of proteins in health and disease Practicals: Estimation of serum creatinine</p>
Week 16	Nov	<p>Theory: Thorax Gross Anatomy: Mediastinum Histology: Nervous tissue Embryology: Development of heart Dissection : Thorax Introduction Walls of thorax Subdivisions of mediastinum Anterior and superior mediastinum Histology Practicals: Nervous tissue Ultrasound teaching (ECE)</p>	<p>Theory Respiratory system Practical Physiological anatomy of mammalian heart and action of valves Recording of electrocardiogram Assessment: Cardiovascular system and special circulation Theory examination Guest Lecture: Cardiology/Medicine</p>	<p>Theory: Importance of proteins in health and disease Clinical lecture: Clinical relevance of elevated levels of serum urea and creatinine Case-based discussions on disorders of protein metabolism (self-directed learning) Practicals: Paper chromatography of amino acids Formative Assessment 3:</p>

Teaching Learning Methods: Anatomy: Theory: Didactic Lectures, Dissection: Small Group Teaching, Self-Directed Learning, Demonstrations, Group Discussions, Histology Practicals: Small Group Teaching, Demonstrations, Assessments: Theory Examinations, Viva Voce, Spotters

Teaching Learning Methods: Physiology Theory: Didactic Lectures Practicals: Small Group Teaching, Tutorials, Demonstrations Chart and case discussions, Assessments: Theory Examinations, Viva Voce, OSPE, Practical Demonstration.

Teaching Learning Methods: Biochemistry: Theory: Didactic lectures, small group teaching, tutorials, case-based discussions. Practicals: Estimations of biochemical analytes, laboratory tests and demonstrations. Assessments: Theory examinations, viva voce, practical examinations

Competency Based Curriculum, UG Timetable, 2019-2020, Christian Medical College, Vellore

Week	Month	Anatomy	Physiology	Biochemistry
Week 17	Dec	<p>Theory: Gross Anatomy: Mechanism of respiration Histology: Respiratory system - olfactory mucosa, trachea, lungs Embryology: Development of blood vessels and fetal circulation</p> <p>Dissection Middle mediastinum Pleural cavity, trachea, bronchi, lungs</p> <p>Histology Practicals Respiratory system - olfactory mucosa, trachea, lungs</p> <p>Guest lecture by Cardiothoracic surgery faculty on clinical aspects of blood supply of heart (ECE)</p> <p>Clinical Visit (ECE)</p>	<p>Theory (lectures) Respiratory system</p> <p>Practical Examination of arterial pulse Determination of blood pressure</p>	<p>Theory: Importance of proteins in health and disease</p> <p>Case-based discussions on disorders of protein metabolism (self-directed learning)</p> <p>Practicals: Reactions of proteins</p>
Week 18	Dec	<p>Theory: Gross Anatomy: Blood supply of heart Histology: Placenta, umbilical cord, inactive mammary gland Embryology: Development of lungs and pleura</p> <p>Dissection : Posterior mediastinum Revision including radiology, surface marking and OSPE Histology Practicals: Revision</p> <p>Assessment (formative and summative) : Histology practical exam - Nervous tissue, respiratory system, placenta, umbilical cord and mammary gland. Gross Anatomy Theory and practical exam including viva - Thorax</p>	<p>Theory Respiratory system</p> <p>Practical Effect of posture on heart rate and blood pressure Cutaneous circulation</p>	<p>Theory: Importance of nucleotides in health and disease</p> <p>Clinical lecture: Hyperuricemia and its clinical presentation</p> <p>Case-based discussion on hyperuricemia (self-directed learning)</p> <p>Practicals: Estimation of serum uric acid</p>
Week 19 -21	Dec-Jan	Vacation	Vacation	Vacation

Teaching Learning Methods: Anatomy: Theory: Didactic Lectures, Dissection: Small Group Teaching, Self-Directed Learning, Demonstrations, Group Discussions, Histology Practicals: Small Group Teaching, Demonstrations, Assessments: Theory Examinations, Viva Voce, Spotters

Teaching Learning Methods: Physiology Theory: Didactic Lectures Practicals: Small Group Teaching, Tutorials, Demonstrations Chart and case discussions, Assessments: Theory Examinations, Viva Voce, OSPE, Practical Demonstration.

Teaching Learning Methods: Biochemistry: Theory: Didactic lectures, small group teaching, tutorials, case-based discussions. Practicals: Estimations of biochemical analytes, laboratory tests and demonstrations. Assessments: Theory examinations, viva voce, practical examinations

Competency Based Curriculum, UG Timetable, 2019-2020, Christian Medical College, Vellore

Week	Month	Anatomy	Physiology	Biochemistry
Week 22	Jan	<p>Abdomen Theory: Abdomen Gross Anatomy: Peritoneum, inguinal canal Histology: Male reproductive system- Testis, epididymis and vas deferens Embryology: Development of anterior abdominal wall Dissection : Abdomen Surface anatomy of anterior abdominal wall Anterior abdominal wall Inguinal canal Male external genitalia Abdominal cavity Histology Practicals: Male reproductive system- Testis, epididymis and vas deferens ILP- Orientation Guest Lecture: reproductive Medicine (ECE)</p>	<p>Theory Excretory system Practical Effect of rhythmic muscular exercise on blood pressure and heart rate Examination of cardiovascular system Assessment: Respiratory system Theory examination</p>	<p>Theory: Renal function tests; proteinuria; renal failure: Clinical lecture: Proteinuria and renal failure Case-based discussion on proteinuria and renal failure (self-directed learning) Integration of metabolism Summative Assessment I Community Health Session</p>
Week 23	Jan	<p>Abdomen - ILP Theory: Gross Anatomy: Stomach Histology: GIT- Esophagus, cardio-esophageal junctions, stomach - fundus and pylorus Embryology: Development of gut - I Dissection : Abdominal cavity Abdominal part of esophagus, stomach Spleen Liver, gall bladder Pancreas Histology Practicals: GIT- Esophagus, cardio-esophageal junctions, stomach - fundus and pylorus Ultrasound Teaching Abdomen (ECE)</p>	<p>Integrated Learning Program: The Gastro Intestinal System</p>	<p>Theory: Heme synthesis and porphyria Metabolism of bilirubin and jaundice Clinical lecture: Jaundice Case-based discussion on jaundice (self-directed learning) Practicals: Bilirubin estimation (demonstration) Community Health Session</p>

Teaching Learning Methods: Anatomy: Theory: Didactic Lectures, Dissection: Small Group Teaching, Self-Directed Learning, Demonstrations, Group Discussions, Histology Practicals: Small Group Teaching, Demonstrations, Assessments: Theory Examinations, Viva Voce, Spotters

Teaching Learning Methods: Physiology Theory: Didactic Lectures Practicals: Small Group Teaching, Tutorials, Demonstrations Chart and case discussions, Assessments: Theory Examinations, Viva Voce, OSPE, Practical Demonstration.

Teaching Learning Methods: Biochemistry: Theory: Didactic lectures, small group teaching, tutorials, case-based discussions. Practicals: Estimations of biochemical analytes, laboratory tests and demonstrations. Assessments: Theory examinations, viva voce, practical examinations

Competency Based Curriculum, UG Timetable, 2019-2020, Christian Medical College, Vellore

Week	Month	Anatomy	Physiology	Biochemistry
Week 24	Jan	<p>Abdomen -ILP Theory: (lectures) Gross Anatomy: Liver, biliary apparatus Histology: GIT- Liver, gall bladder, pancreas Embryology: Development of gut - II Dissection : Duodenum, jejunum, ileum Large intestine Histology Practicals: GIT- Liver, gall bladder, pancreas Clinical Visit to Medicine, Surgery Depts (ECE) Assessment (formative and summative) : Gross Anatomy Theory and Spotter exam - Abdomen part I</p>	<p>Integrated Learning Program: The Gastro Intestinal System Formative Assessment</p>	<p>Theory: (lectures) Liver function tests (LFT) Clinical lecture: LFT Case-based discussion on LFT (self-directed learning) Practical: Estimation of serum protein and albumin Electrophoresis of serum proteins Formative Assessment 4: Community Health Session</p>
Week 25	Feb	<p>Abdomen and Pelvis Theory: Abdomen and Pelvis Histology: Duodenum, jejunum, ileum Embryology: Development of gut - III Dissection : Abdomen and Pelvis Thoracolumbar fascia Kidneys, ureters and suprarenals Diaphragm, autonomic nervous system Posterior abdominal wall Histology Practicals: Duodenum, jejunum, ileum</p>	<p>Theory Gastrointestinal system Practical Physical fitness Chart discussion (Self directed learning /ECE)</p>	<p>Theory Acid base balance Clinical lecture: Disorders of acid-base balance Clinical visit: Hospital visits Case discussion on disorders of acid-base balance and interpretation of ABG (self-directed learning) Practicals: ABG analysis (demonstration) Community Health Session</p>

Teaching Learning Methods: Anatomy: Theory: Didactic Lectures, Dissection: Small Group Teaching, Self-Directed Learning, Demonstrations, Group Discussions, Histology Practicals: Small Group Teaching, Demonstrations, Assessments: Theory Examinations, Viva Voce, Spotters

Teaching Learning Methods: Physiology Theory: Didactic Lectures Practicals: Small Group Teaching, Tutorials, Demonstrations Chart and case discussions, Assessments: Theory Examinations, Viva Voce, OSPE, Practical Demonstration.

Teaching Learning Methods: Biochemistry: Theory: Didactic lectures, small group teaching, tutorials, case-based discussions. Practicals: Estimations of biochemical analytes, laboratory tests and demonstrations. Assessments: Theory examinations, viva voce, practical examinations

Competency Based Curriculum, UG Timetable, 2019-2020, Christian Medical College, Vellore

Week	Month	Anatomy	Physiology	Biochemistry
Week 26	Feb	<p>Theory Histology: Large intestine, appendix, suprarenal gland Embryology: Urinary system</p> <p>Dissection : Position of pelvic viscera urinary bladder Prostate, vas deferens, seminal vesicles, male urethra</p> <p>Histology Practicals: Large intestine, appendix, suprarenal gland</p>	<p>Theory Excretory system</p> <p>Practical Cardiovascular system practical revision Chart discussion (Self directed learning /ECE)</p>	<p>Theory: Electrolytes</p> <p>Clinical lecture: Disorders of electrolyte balance Clinical visit: Hospital visits Case discussion on disorders of electrolyte balance and interpretation of ABG (self-directed learning) Community Health Session</p>
Week 27	Feb	<p>Theory Gross Anatomy: Rectum and anal canal Histology: Kidney, ureter, urinary bladder Embryology: Diaphragm and vessels of abdomen</p> <p>Dissection: Rectum and anal canal Vessels and nerves of lesser pelvis Female reproductive system</p> <p>Histology Practicals: Kidney, ureter, urinary bladder</p>	<p>Theory Excretory system</p> <p>Practical Assessment: Cardiovascular system practical examination Clinical visit: SimMan (ECE)</p>	<p>Theory: Electrolytes</p> <p>Clinical visit: Visit to the diagnostic Biochemistry laboratory</p> <p>Practical: Analysis of urine Formative Assessment 5:</p>
Week 28	FEB	<p>Theory: Gross Anatomy: Supports of uterus Histology: Female reproductive system - ovary, uterus, fallopian tube, cervix Embryology: Female reproductive system</p> <p>Dissection : Female reproductive system (cont.) Muscles and joints of lesser pelvis</p> <p>Histology Practicals: Female reproductive system - ovary, uterus, fallopian tube, cervix</p>	<p>Theory Excretory system Acid-Base balance</p> <p>Practical Measurement of lung volumes Flow volume loop</p>	<p>Theory: Fat-soluble vitamins</p> <p>Clinical lecture: Disorders associated with deficiency of fat-soluble vitamins Case-based discussion on deficiency of fat-soluble vitamins (self-directed learning)</p> <p>Practicals: Analysis of urine - 2</p>

Teaching Learning Methods: Anatomy: Theory: Didactic Lectures, Dissection: Small Group Teaching, Self-Directed Learning, Demonstrations, Group Discussions, Histology Practicals: Small Group Teaching, Demonstrations, Assessments: Theory Examinations, Viva Voce, Spotters

Teaching Learning Methods: Physiology Theory: Didactic Lectures Practicals: Small Group Teaching, Tutorials, Demonstrations Chart and case discussions, Assessments: Theory Examinations, Viva Voce, OSPE, Practical Demonstration.

Teaching Learning Methods: Biochemistry: Theory: Didactic lectures, small group teaching, tutorials, case-based discussions. Practicals: Estimations of biochemical analytes, laboratory tests and demonstrations. Assessments: Theory examinations, viva voce, practical examinations

Competency Based Curriculum, UG Timetable, 2019-2020, Christian Medical College, Vellore

Week	Month	Anatomy	Physiology	Biochemistry
Week 29	Mar	<p>Theory: Gross Anatomy: Prostate gland Histology: Corpus luteum ,prostate, seminal vesicle Embryology: Female reproductive system Dissection : Perineum Histology Practicals: Corpus luteum ,prostate, seminal vesicle</p>	<p>Theory Endocrine system Practical Respiratory response to physiological challenges Examination of respiratory system Assessment: Excretory system Theory examination</p>	<p>Theory: Water-soluble vitamins Case-based discussion on deficiency of water-soluble vitamins (self-directed learning)</p> <p>Practicals: Analysis of urine - 3</p>
Week 30	Mar	<p>Theory: Revision Dissection : Revision of abdomen and pelvis including radiology, surface marking and OSPE. Histology Practicals: Revision Assessment: (Formative and Summative) Histology practicals - Abdomen and pelvis. Gross Anatomy Theory and practical exam including viva - Abdomen and pelvis.</p>	<p>Theory Endocrine system Practical Respiratory system revision Chart discussion (Self directed learning /ECE)</p>	<p>Theory: Water-soluble vitamins Clinical lecture: Disorders associated with deficiency of water-soluble vitamins</p> <p>Formative Assessment 6:</p>
Week 31	Mar	<p>Head and Neck - I Theory: Head and neck Histology: Eyelid and Lip Developing and adult tooth, Salivary glands Embryology: Development of face and tooth Dissection : Head and neck Scalp Superficial and deep dissection of face Posterior triangle Histology practicals Eyelid and Lip Developing and adult tooth, Salivary glands</p>	<p>Theory Endocrine system Practical Chart discussion (Self directed learning /ECE) Assessment Respiratory system practical examination</p>	<p>Theory: Molecular Biology</p> <p>Practical: Practical assessment A</p>

Teaching Learning Methods: Anatomy: Theory: Didactic Lectures, Dissection: Small Group Teaching, Self-Directed Learning, Demonstrations, Group Discussions, Histology Practicals: Small Group Teaching, Demonstrations, Assessments: Theory Examinations, Viva Voce, Spotters

Teaching Learning Methods: Physiology Theory: Didactic Lectures Practicals: Small Group Teaching, Tutorials, Demonstrations Chart and case discussions, Assessments: Theory Examinations, Viva Voce, OSPE, Practical Demonstration.

Teaching Learning Methods: Biochemistry: Theory: Didactic lectures, small group teaching, tutorials, case-based discussions. Practicals: Estimations of biochemical analytes, laboratory tests and demonstrations. Assessments: Theory examinations, viva voce, practical examinations

Competency Based Curriculum, UG Timetable, 2019-2020, Christian Medical College, Vellore

Week	Month	Anatomy	Physiology	Biochemistry
Week 32	Mar	<p>Theory Histology: Eyeball Gross anatomy: Extrinsic muscles of eyeball Embryology: Development of eyeball Dissection: Cranial cavity Eyeball Orbit Histology practicals: Cornea, Retina, Sclero corneal junction and Optic nerve Assessment (formative and Summative) Head and neck I Theory and practicals</p>	<p>Theory Reproductive system Practical Clinical visit Endocrinology department Respiratory medicine/medicine department (ECE) Assessment: Endocrine system Theory examination</p>	<p>Theory: Molecular Biology Practical: Practical assessment B</p>
Week 33	Apr	<p>Theory: CNS Gross anatomy Spinal cord - general arrangement of grey and white matter Tracts of spinal cord, Spinal cord injuries Medulla oblongata Pons Midbrain Dissection : CNS Introduction and membranes of brain Contents of vertebral canal Base of brain Blood vessels of the brain Medulla oblongata Pons Midbrain Histology practicals Spinal cord</p>	<p>Theory (lectures) Reproductive system Practical Chart discussion (Self directed learning /ECE) Formative Assessment</p>	<p>Theory: Molecular Biology Practical: Practical assessment C Summative Assessment II</p>

Teaching Learning Methods: Anatomy: Theory: Didactic Lectures, Dissection: Small Group Teaching, Self-Directed Learning, Demonstrations, Group Discussions, Histology Practical: Small Group Teaching, Demonstrations, Assessments: Theory Examinations, Viva Voce, Spotters

Teaching Learning Methods: Physiology Theory: Didactic Lectures Practical: Small Group Teaching, Tutorials, Demonstrations Chart and case discussions, Assessments: Theory Examinations, Viva Voce, OSPE, Practical Demonstration.

Teaching Learning Methods: Biochemistry: Theory: Didactic lectures, small group teaching, tutorials, case-based discussions. Practical: Estimations of biochemical analytes, laboratory tests and demonstrations. Assessments: Theory examinations, viva voce, practical examinations

Competency Based Curriculum, UG Timetable, 2019-2020, Christian Medical College, Vellore

Week	Month	Anatomy	Physiology	Biochemistry
Week 34	Apr	<p>Theory (Lectures) Gross anatomy Cerebellum Basal nuclei Embryology Development of CNS</p> <p>Dissection Cerebellum Fourth ventricle Cerebrum Lateral ventricle and choroid fissure Deep nuclei of cerebrum</p> <p>Histology practicals Medulla</p>	<p>Theory (Lectures) Central nervous system part I Organization of the Nervous System Cells of the Nervous System Nerve fibers Electrical Properties of Nerves The Action Potential Conduction of the Action Potential The Synapse Part I The Synapse part II Neurotransmitters</p> <p>Practical Chart discussion (Self directed learning /ECE)</p> <p>Assessment: Reproductive system Theory examination</p>	<p>Theory Minerals</p> <p>Clinical lecture: Disorders of mineral metabolism</p> <p>Case-based discussion on disorders of mineral metabolism (self-directed learning)</p> <p>Practicals: Practical assessment D</p>
Week 35	Apr	<p>Theory Gross anatomy Thalamic nuclei and connections Hypothalamus Histology Cerebral cortex Pineal gland</p> <p>Dissection Thalamus and optic pathway Hypothalamus Pineal gland, Third ventricle, CSF Circulation</p> <p>Histology practicals Pons and midbrain</p> <p>Clinical visit to the Rehab Center (ECE)</p>	<p>Theory Central nervous system part I The Sensory System: General Principles The sensory System: Receptors The Sensory System: Ascending Tracts Pain Reflexes: Muscle Spindle Reflexes: Other Spinal Reflexes Postural Reflexes Superficial Reflexes Revision</p> <p>Practical Demonstration of nerve conduction velocity and EMG Chart discussion (Self directed learning /ECE)</p>	<p>Theory: Function tests of thyroid and adrenal glands</p> <p>Clinical lecture: Disorders of thyroid and adrenal glands</p> <p>Case-based discussion on disorders of thyroid and adrenal glands (self-directed learning)</p> <p>Practical: Practical assessment E</p>

Teaching Learning Methods: Anatomy: Theory: Didactic Lectures, Dissection: Small Group Teaching, Self-Directed Learning, Demonstrations, Group Discussions, Histology Practical: Small Group Teaching, Demonstrations, Assessments: Theory Examinations, Viva Voce, Spotters

Teaching Learning Methods: Physiology Theory: Didactic Lectures Practical: Small Group Teaching, Tutorials, Demonstrations Chart and case discussions, Assessments: Theory Examinations, Viva Voce, OSPE, Practical Demonstration.

Teaching Learning Methods: Biochemistry: Theory: Didactic lectures, small group teaching, tutorials, case-based discussions. Practical: Estimations of biochemical analytes, laboratory tests and demonstrations. Assessments: Theory examinations, viva voce, practical examinations

Competency Based Curriculum, UG Timetable, 2019-2020, Christian Medical College, Vellore

Week	Month	Anatomy	Physiology	Biochemistry
Week 36	Apr	Theory Gross anatomy Limbic system, Reticular formation Guest lecture Clinical Visit : PMR Dissection Cranial nerves Surface anatomy Radiology Histology practicals Cerebrum, Cerebellum, Pineal gland Assessment: (formative and Summative) CNS Theory and practicals	Theory Central nervous system part IIa Motor System Part I Motor System Part II Motor System Part III Basal Ganglia Part I Basal Ganglia Part II Cerebellum Part I Cerebellum Part II Practical Examination of sensory system Examination of reflexes Assessment: Central nervous system part I Theory examination	Theory: Xenobiotics Oxidative stress Practical: Practical assessment F
Week 37-40	May	Vacation		
Week 41	June	Head and Neck - II Theory Head and Neck Gross anatomy Middle ear cavity Lacrimal apparatus Histology Inner ear Thyroid, parathyroid and pituitary gland Dissection : Head and neck Organs of hearing and equilibrium Anterior triangle of the neck Deep dissection of the neck Histology practicals Sensory organs of hearing and equilibrium Thyroid, parathyroid and pituitary glands Guest lecture by Neurology/ENT (ECE)	Theory Special senses Smell taste Hearing Part I Hearing Part II Vestibular Function Vision Part I Practical Motor system examination Chart discussion (Self directed learning /ECE) Assessment: Central nervous system part IIa Theory examination	Theory: Nutrition Formative Assessment 7: Practical assessments by OSPE

Teaching Learning Methods: Anatomy: Theory: Didactic Lectures, Dissection: Small Group Teaching, Self-Directed Learning, Demonstrations, Group Discussions, Histology Practical: Small Group Teaching, Demonstrations, Assessments: Theory Examinations, Viva Voce, Spotters

Teaching Learning Methods: Physiology Theory: Didactic Lectures Practical: Small Group Teaching, Tutorials, Demonstrations Chart and case discussions, Assessments: Theory Examinations, Viva Voce, OSPE, Practical Demonstration.

Teaching Learning Methods: Biochemistry: Theory: Didactic lectures, small group teaching, tutorials, case-based discussions. Practical: Estimations of biochemical analytes, laboratory tests and demonstrations. Assessments: Theory examinations, viva voce, practical examinations

Competency Based Curriculum, UG Timetable, 2019-2020, Christian Medical College, Vellore

Week	Month	Anatomy	Physiology	Biochemistry
Week 42	June	<p>Theory Gross anatomy Cervical fascia and spaces of neck Thyroid and parotid gland Histology Tongue and olfactory epithelium Embryology Pharyngeal apparatus I</p> <p>Dissection Parotid region Temporal and infratemporal region Submandibular region</p> <p>Histology practicals Tongue and olfactory epithelium</p>	<p>Theory Special senses Vision Part II Vision Part II Vision Part IV Vision Part V</p> <p>Practical Chart discussion (Self directed learning /ECE)</p>	<p>Theory: Environmental hazards Extracellular matrix</p> <p>Formative Assessment 8: Practical assessments by OSPE</p>
Week 43	June	<p>Theory (Lectures) Gross anatomy Submandibular gland and Temporomandibular joint Paranasal sinuses Palatine tonsil Embryology Pharyngeal apparatus II</p> <p>Dissection (Small Group Teaching) Cavity of nose Mouth and pharynx Histology practicals Revision</p>	<p>Theory Central nervous system part IIb Learning and Memory Part I Learning and Memory Part II The Hypothalamus The Reticular Formation Sleep EEG Language and Speech The Limbic System The Cerebral Cortex The Thalamus</p> <p>Practical Examination of cranial nerves 1-6 Examination of cranial nerves 7-12</p> <p>Assessment: Special senses Theory examination</p>	<p>Theory: Immunology Carcinogenesis</p> <p>Formative Assessment 9: Practical assessments by OSPE</p>

Teaching Learning Methods: Anatomy: Theory: Didactic Lectures, Dissection: Small Group Teaching, Self-Directed Learning, Demonstrations, Group Discussions, Histology Practical: Small Group Teaching, Demonstrations, Assessments: Theory Examinations, Viva Voce, Spotters

Teaching Learning Methods: Physiology Theory: Didactic Lectures Practical: Small Group Teaching, Tutorials, Demonstrations Chart and case discussions, Assessments: Theory Examinations, Viva Voce, OSPE, Practical Demonstration.

Teaching Learning Methods: Biochemistry: Theory: Didactic lectures, small group teaching, tutorials, case-based discussions. Practical: Estimations of biochemical analytes, laboratory tests and demonstrations. Assessments: Theory examinations, viva voce, practical examinations

Competency Based Curriculum, UG Timetable, 2019-2020, Christian Medical College, Vellore

Week	Month	Anatomy	Physiology	Biochemistry
Week 44	June	Theory Gross Anatomy Larynx I Larynx II Small bones of skull and Radiology Embryology Development of oral cavity, Palate, Tongue, Thyroid and pituitary gland Functional columns Dissection Larynx and Tongue Prevertebral region and Joints of the neck Assessment (formative and Summative) Head and Neck II Theory and Practicals	Theory Revision classes Practical Central nervous system practical revision Chart discussion (Self-directed learning /ECE) Assessment: Central nervous system part IIb Theory examination	Theory: Laboratory medicine and ethical issues
Week 45	July	Genetics- Theory lectures: Genetics I, Genetics II, Practicals- Revision Osteology Upper Limb Histology revision (General, Thorax) Upper Limb Lower Limb Upper limb, Lower Limb spotter test, General Embryology, OSPEs Abdomen and Pelvis Abdomen and Pelvis	Theory Revision classes Practical Chart discussion (Self directed learning/ECE) Assessment Central nervous system practical examination	Theory: Miscellaneous biochemical techniques Summative Assessment III
Week 46	July	Genetics- Theory lectures: Genetics III, Genetics IV, Practicals- Revision Abdomen and Pelvis, Histology revision (Abd, H&N, CNS), Abdomen and Pelvis, Thorax , Spotters, Embryo, OSPEs, Head and Neck, Head and Neck, Embryo, OSPEs, CNS, Radiology and Surface Marking, Radiology and Surface Marking	Theory Revision classes Practical Practical revision	Theory Revision classes Practical Practical revision
Week 47	July	Final Preparatory Examinations (formative assessment)		
Week 48	July			

Teaching Learning Methods: Anatomy: Theory: Didactic Lectures, Dissection: Small Group Teaching, Self-Directed Learning, Demonstrations, Group Discussions, Histology Practicals: Small Group Teaching, Demonstrations, Assessments: Theory Examinations, Viva Voce, Spotters

Teaching Learning Methods: Physiology Theory: Didactic Lectures Practicals: Small Group Teaching, Tutorials, Demonstrations Chart and case discussions, Assessments: Theory Examinations, Viva Voce, OSPE, Practical Demonstration.

Teaching Learning Methods: Biochemistry: Theory: Didactic lectures, small group teaching, tutorials, case-based discussions. Practicals: Estimations of biochemical analytes, laboratory tests and demonstrations. Assessments: Theory examinations, viva voce, practical examinations

Competency Based Curriculum, UG Timetable, 2019-2020, Christian Medical College, Vellore

Week	Month	Anatomy	Physiology	Biochemistry
Week 49-52	Aug	Preparation for University Examinations		
Week 53	Sep	University Examinations		
Week 54	Sep			
Week 55	Sep			
Week 56	Sep			
* This schedule is tentative. The schedule will be updated periodically based on MCI and TN Dr. MGR Medical University Guidelines. A maximum of one third of teaching in each subject will be in the form of didactic lectures. The total hours allotted for each subject, the time allotted for didactic lectures, self-directed learning will be as per MCI guidelines.				
	The green highlight shows aligned topics			
	Early Clinical Exposure.			
	Assessment, Summative and Formative			

Teaching Learning Methods: Anatomy: Theory: Didactic Lectures, Dissection: Small Group Teaching, Self-Directed Learning, Demonstrations, Group Discussions, Histology Practicals: Small Group Teaching, Demonstrations, Assessments: Theory Examinations, Viva Voce, Spotters

Teaching Learning Methods: Physiology Theory: Didactic Lectures Practicals: Small Group Teaching, Tutorials, Demonstrations Chart and case discussions, Assessments: Theory Examinations, Viva Voce, OSPE, Practical Demonstration.

Teaching Learning Methods: Biochemistry: Theory: Didactic lectures, small group teaching, tutorials, case-based discussions. Practicals: Estimations of biochemical analytes, laboratory tests and demonstrations. Assessments: Theory examinations, viva voce, practical examinations